



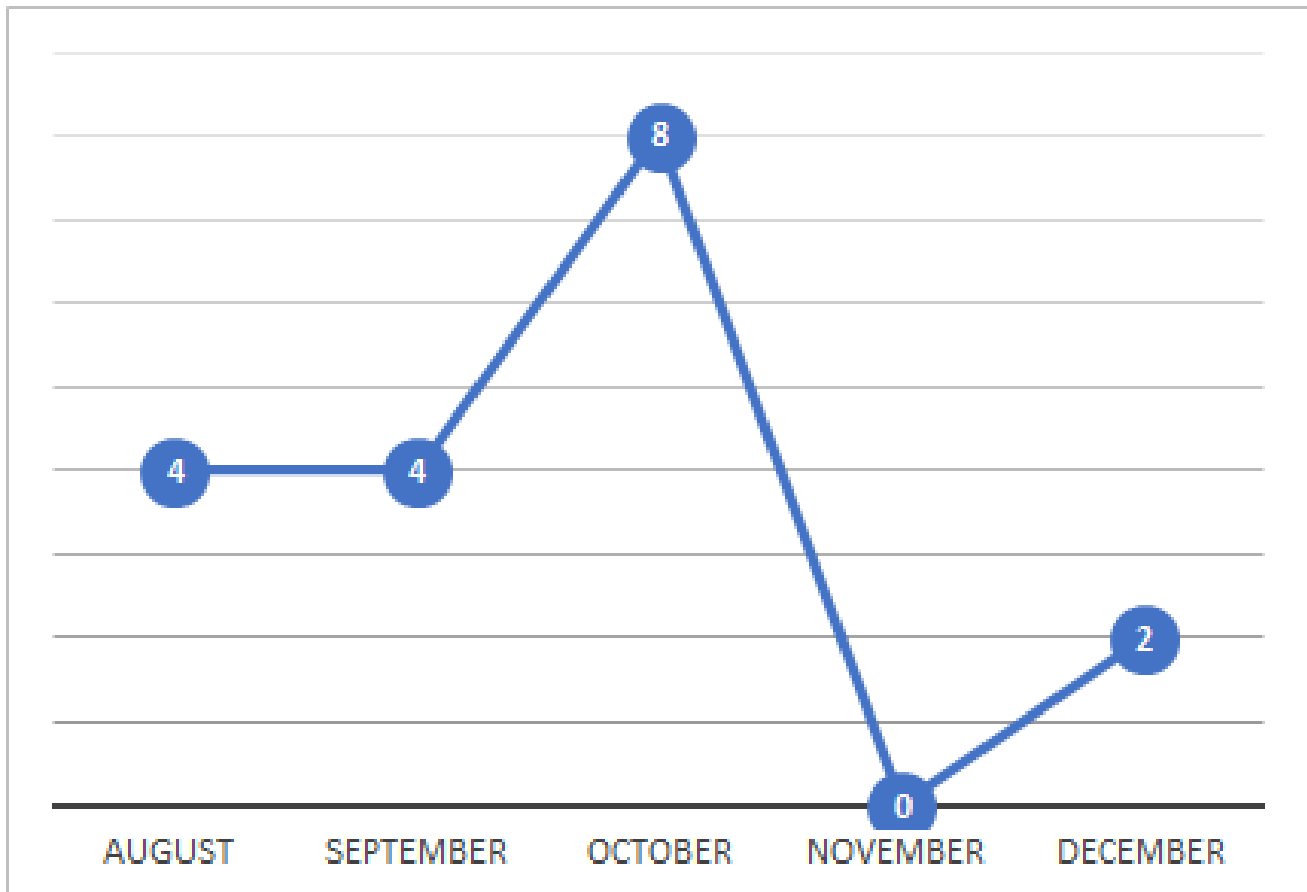
## President's Report

Thursday, January 5, 2023

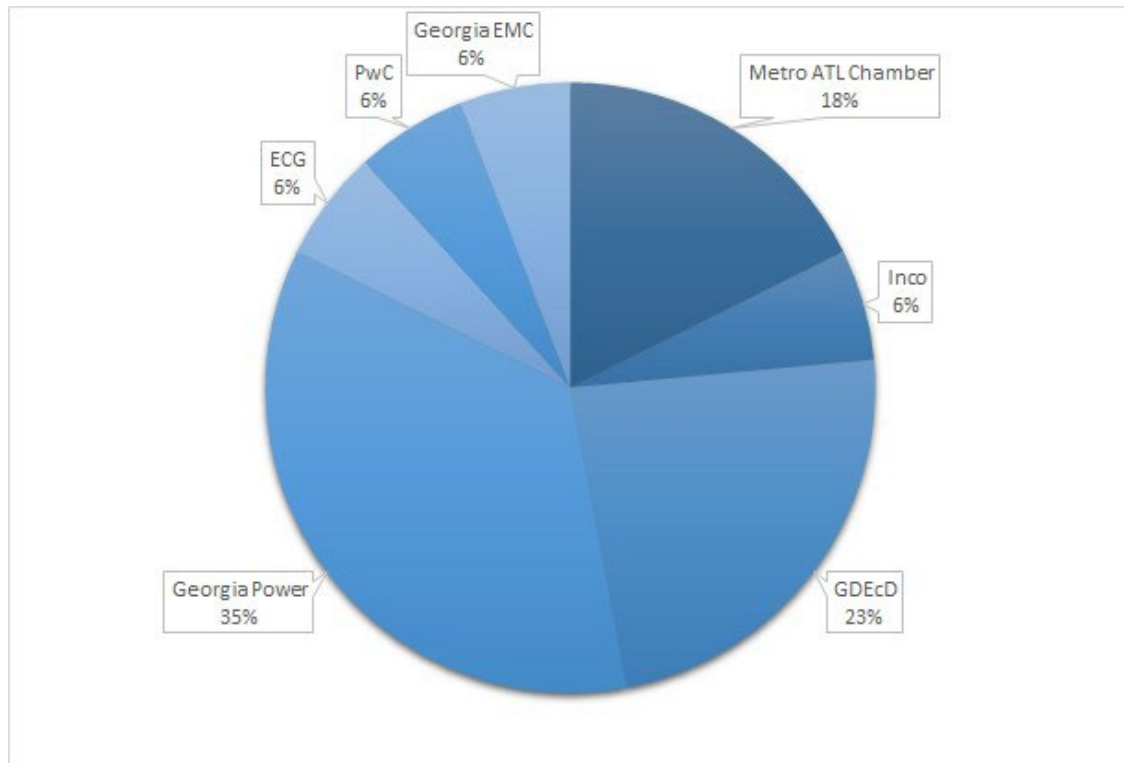
9:00 AM

Board Meeting

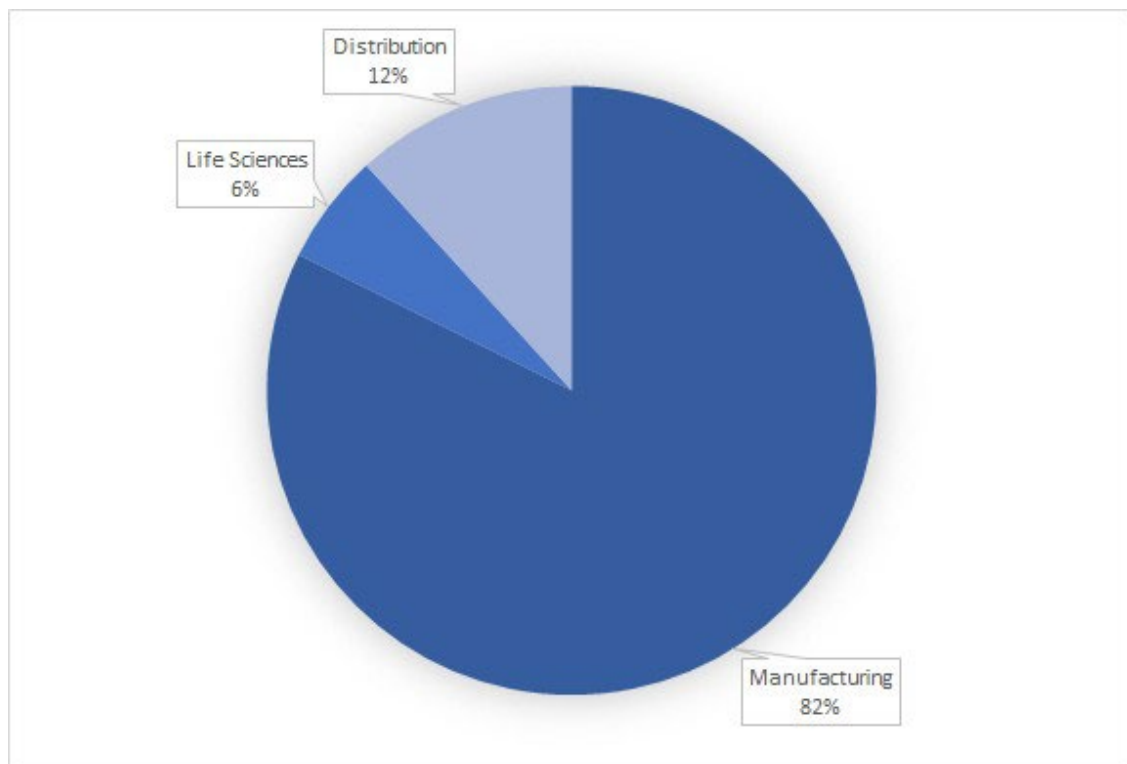
Projects by Month August 2022-December 2022



**Projects by Source August 2022-December 2022**



**Projects by Type August 2022-December 2022**



Active Month	Project Name	Lead Source	SubSource	Sector	Subsector	Investment	Jobs	Wages	Annual Payroll	Submissions	Status
August	Singularity	Metro ATL Chamber		Manufacturing	Semiconductor					1	A
August	Helius	Inco		Manufacturing	EV	\$ 294,000,000	294			1	A
August	Leader	GDEcD	SSG	Manufacturing	Consumer Goods	\$ 350,000,000	800			1	E
August	Eco 2	Georgia Power		Manufacturing	EV	\$ 196,000,000	300			2	L
September	Harbor	Metro ATL Chamber		Life Sciences		\$ 700,000,000	500	\$ 90,000	\$ 45,000,000	1	A
September	Hippy	Georgia Power	CBRE	Manufacturing	Food	\$ 90,000,000	300			2	A
September	Inquiry	GDEcD		Distribution	Cold Storage					3	A
September	Golden	GDEcD		Distribution		\$ 15,000,000	100			1	A
October	Mars	Metro ATL Chamber		Manufacturing	Semiconductor	\$ 3,000,000,000	800	\$ 74,000	\$ 59,200,000	1	A
October	Pure	ECG		Manufacturing						5	A
October	10.10.2022	PwC		Manufacturing						6	A
October	Russell	Georgia Power		Manufacturing		\$ 200,000,000	225			1	A
October	10.27.2022	Georgia EMC		Manufacturing						9	A
October	Disco	Georgia Power		Manufacturing						2	A
October	Hawaiian	Georgia Power		Manufacturing			180			1	A
October	Disco	Georgia Power		Manufacturing		\$ 150,000,000	150			2	A
December	Flagship	GDEcD		Manufacturing		\$ 50,000,000	50			0	A
December	Bolt	GDEcD		Manufacturing	EV	\$ 800,000,000	640			3	A
<b>Totals</b>						<b>\$ 5,845,000,000</b>	<b>4339</b>		<b>\$ 104,200,000</b>	<b>42</b>	