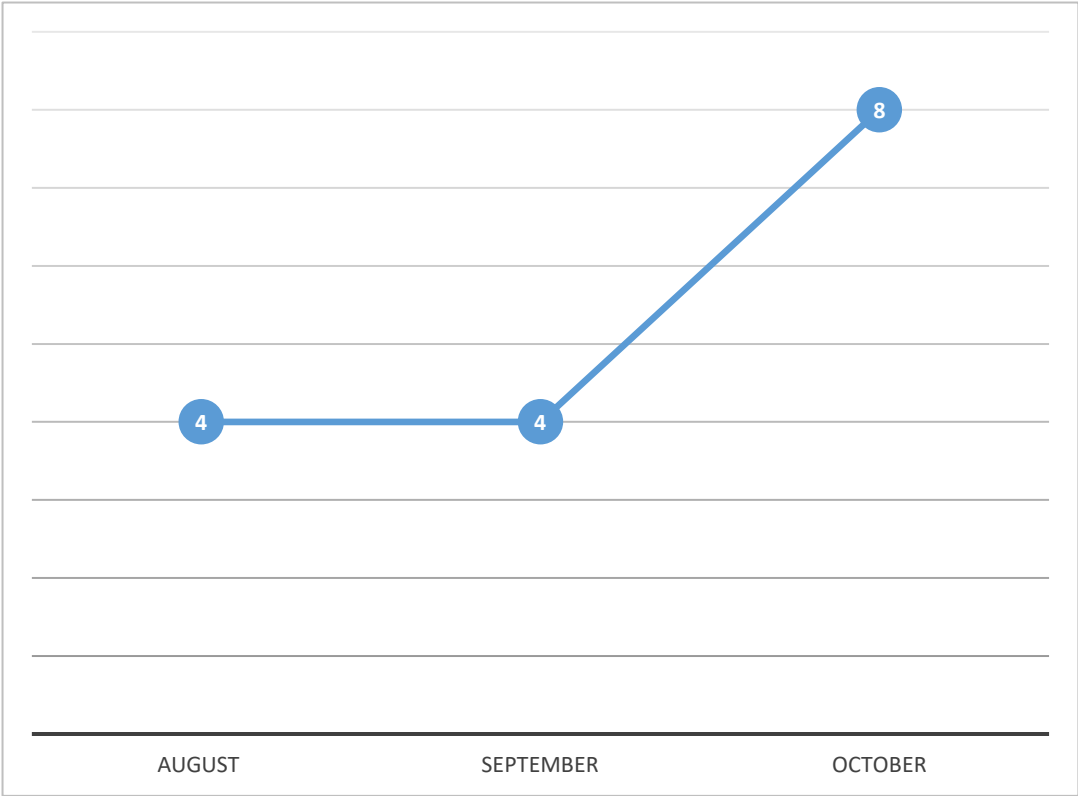


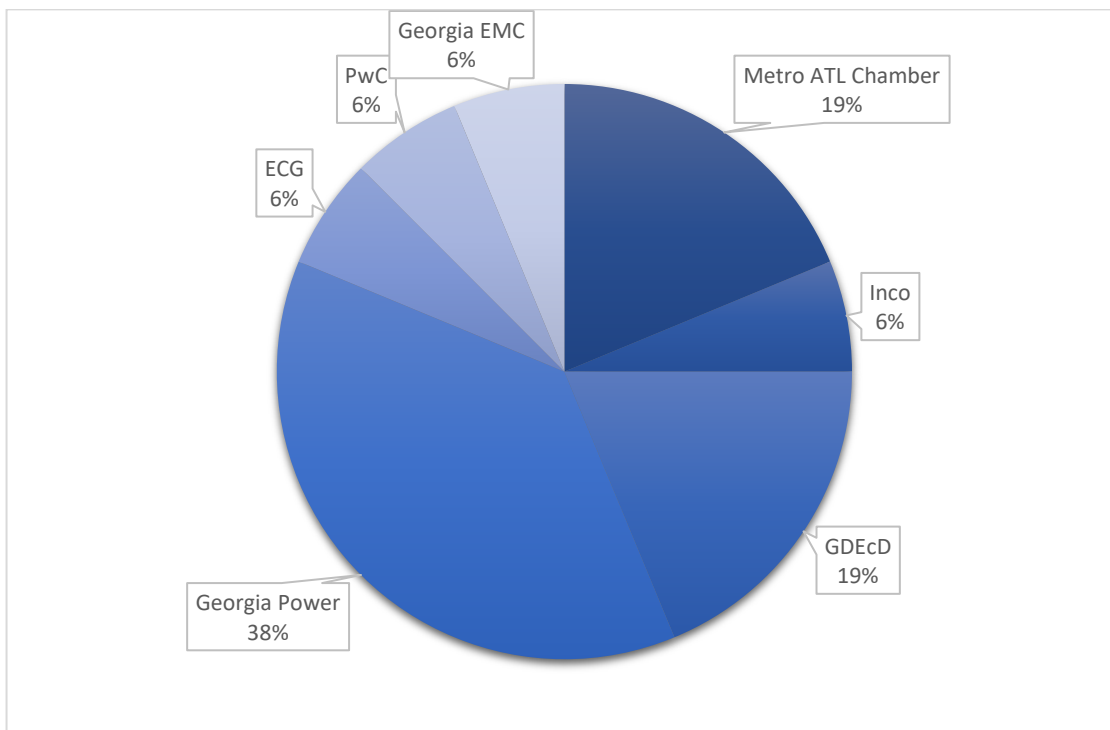


# President's Report

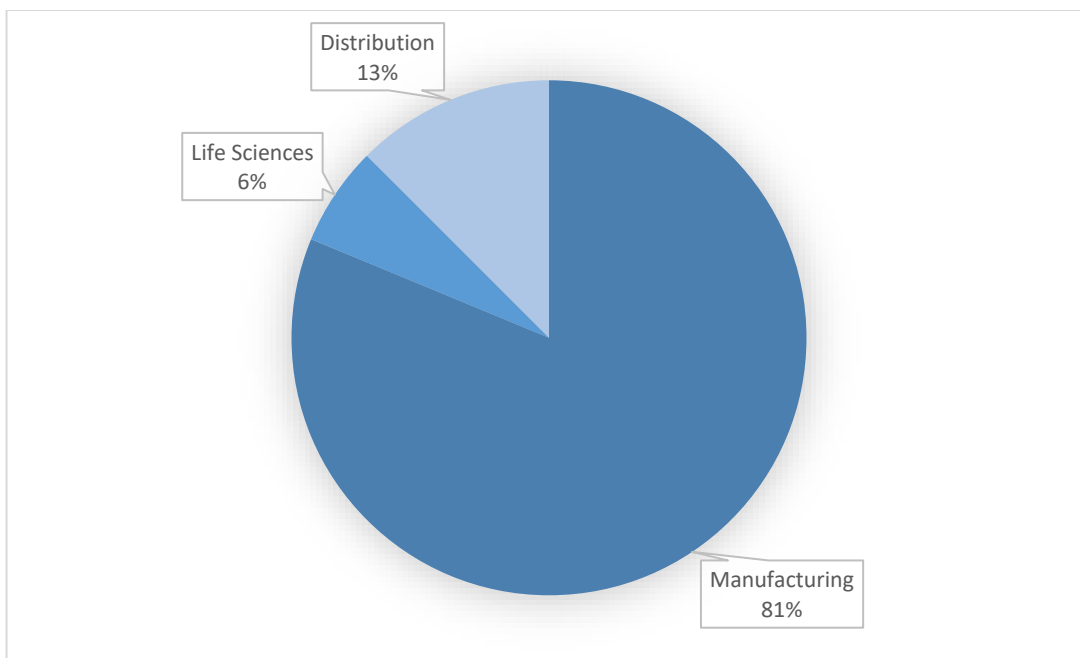
Projects by Month from August 2022-October 2022



### Projects by Source from August 2022-October 2022



### Projects by Sector from August 2022-October 2022



Active Month	Project Name	Lead Source	SubSource	Sector	Subsector	Investment	Jobs	Wages	Annual Payroll	Submissions
August	Singularity	Metro ATL Chamber		Manufacturing	Semiconductor					1
August	Helius	Inco		Manufacturing	EV	\$ 294,000,000	294			1
August	Leader	GDEcD	Site Selection Group	Manufacturing	Consumer Goods	\$ 350,000,000	800			1
August	Eco 2	Georgia Power		Manufacturing	EV	\$ 196,000,000	300			2
September	Harbor	Metro ATL Chamber		Life Sciences		\$ 700,000,000	500	\$ 90,000	\$ 45,000,000	1
September	Hippy	Georgia Power		Manufacturing	Food	\$ 90,000,000	300			2
September	Inquiry	GDEcD		Distribution	Cold Storage					3
September	Golden	GDEcD		Distribution		\$ 15,000,000	100			1
October	Mars	Metro ATL Chamber		Manufacturing	Semiconductor	\$ 3,000,000,000	800	\$ 74,000	\$ 59,200,000	1
October	Pure	ECG		Manufacturing						5
October	10.10.2022	PwC		Manufacturing						6
October	Russell	Georgia Power		Manufacturing		\$ 200,000,000	225			1
October	10.27.2022	Georgia EMC		Manufacturing						9
October	Disco	Georgia Power		Manufacturing						2
October	Hawaiian	Georgia Power		Manufacturing			180			1
October	Disco	Georgia Power		Manufacturing		\$ 150,000,000	150			2
<b>Totals</b>						<b>\$ 4,995,000,000</b>	<b>3649</b>		<b>\$ 104,200,000</b>	<b>39</b>